
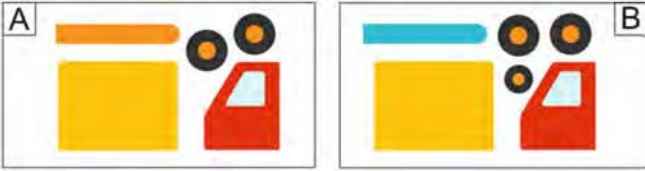


Find the right set of shapes



TRANSPORTATION

wordsearch puzzle



- BIKE
- BOAT
- BUS
- CAB
- CAR
- PLANE
- SHIP
- ~~TRUCK~~



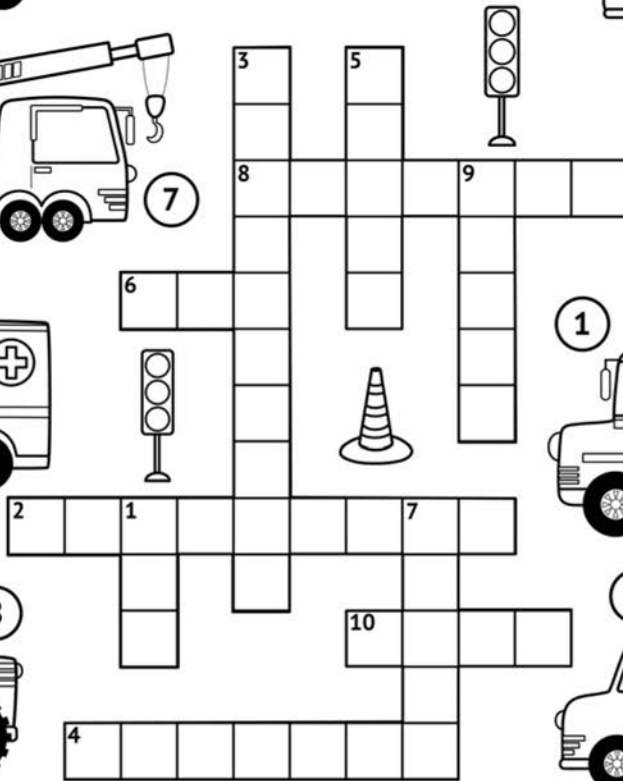


T	R	U	T	R	A
P	L	C	C	B	I
S	A	K	A	O	N
H	N	E	R	A	T
I	P	B	I	K	E
B	U	S	C	A	B



TURN TO PAGE 33 FOR ANSWER



# Vehicles



TURN TO PAGE 33 FOR ANSWER