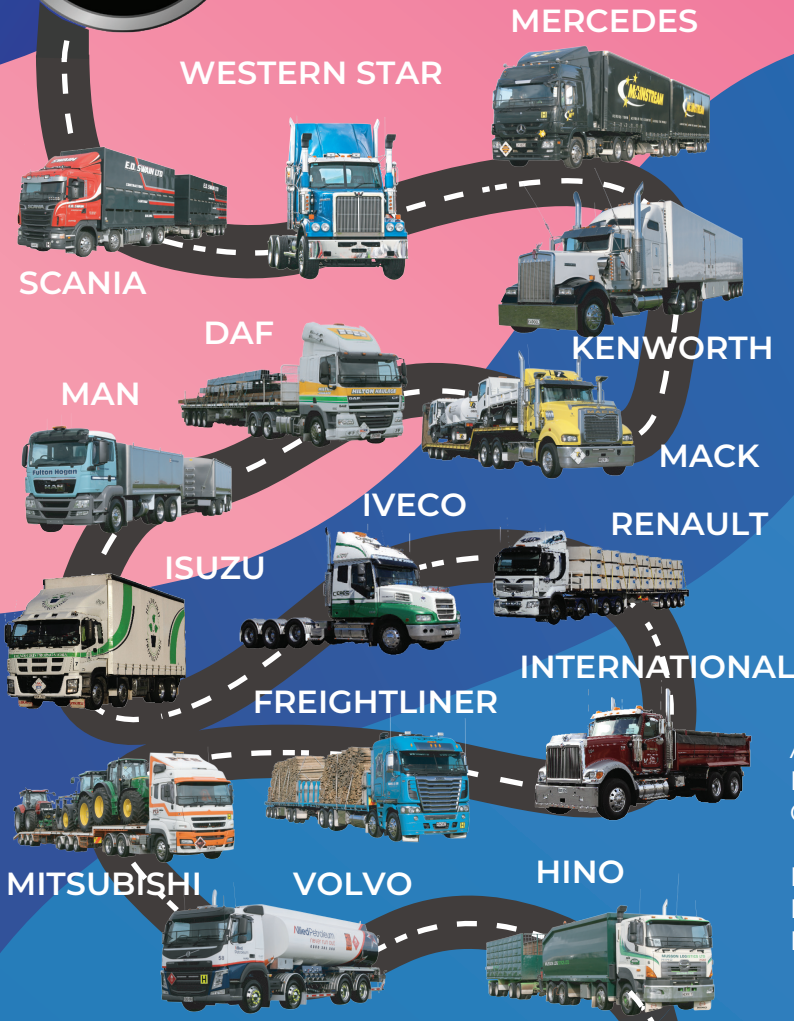














# Kids Club Puzzles



## Match these Road Signs with What They Mean

	<input type="checkbox"/>		<input type="checkbox"/>		<input type="checkbox"/>
	<input type="checkbox"/>		<input type="checkbox"/>		<input type="checkbox"/>
	<input type="checkbox"/>		<input type="checkbox"/>		<input type="checkbox"/>
	<input type="checkbox"/>		<input type="checkbox"/>		<input type="checkbox"/>

- A. Slippery Surface
- B. Beware of Landslides
- C. Slow Down and Give-Way to Oncoming Traffic
- D. No U-Turn
- E. No Left Turn
- F. Stop and Then Give-Way
- G. Stop for School Patrol
- H. Merging Lanes / Left Lane Closed
- I. Narrow Road
- J. Pedestrian Crossing
- K. Beware of Hazards
- L. Roadworks Area

## Find the truck brands in the word find

W U K C V O K Z E H F E O T V  
 P N I E F O I K V K M A P W Z  
 E E F E N T L A G Y D Z F L H  
 S Z N E Q W U V E A N N R A I  
 I F S A A M O M O E R W E N N  
 H D C L I O D R B A M E I O O  
 S A A P V J O S T U I B G I L  
 I F N O R C E S Z H N T H T U  
 B T I N E D N U K A G L T A X  
 U D A V E R S C S U U U L N U  
 S V I C E I A S M O Y A I R V  
 T W R T A M I H K A A N N E A  
 I E S O Z N O S I M N E E T Z  
 M E W A P R X C L M O R R N A  
 W U I B E I F U O Z J P U I E

## Help the Safety Truck get to School

